

HP-Hydraulika Siłowa i Mechanika Maszyn s.c.
Krzysztof Sasim, Marek Szkiecin
ul. Spedytorska 1/2 70-632 Szczecin
NIP: 955-14-80-733
tel./fax (091) 462-46-74, tel./fax (091) 462-38-79
tel. kom. 0601-94-01-20
www.hp.szczecin.pl e-mail: hydraulika@hp.szczecin.pl

SPIS TREŚCI

Węże wysokociśnieniowe	s. 2
Końcówki z gwintem metrycznym.....	s. 4
Końcówki do węży ciśnieniowych maszyn myjących.....	s.11
Końcówki oczkowe współpracujące ze śrubą z gwintem metrycznym i calowym	s.12
Końcówki z gwintem calowym BSP, UNF, JIC	s. 13
Złączki i przełączki wysokociśnieniowe metryczne i calowe	s. 19

WĘŻE WYSOKOCIŚNIENIOWE wg DIN EN 853

DIN EN 853

1SN



Konstrukcja przewodu:

materiał: olejoodporna syntetyczna guma

wzmocnienie warstwowe: jeden wysokowytrzymały opłot stalowy

pokrycie wierzchnie :odporna na ścieranie i odporna na warunki atmosferyczne
guma syntetyczna.

zakres temperatury pracy : -40°C ÷ +100°C (max.+125°C)

I.D.				OUTSIDE DIAMETER		WORKING PRESSURE		BURST PRESSURE		ACTUAL BURST PRESSURE		BENDING RADIUS		WEIGHT	
Dn	dash	mm	inch	mm	inch	bar	psi	bar	psi	bar	psi	mm	inch	g/mt	lb/ft
5	-3	4,8	3/16	11,8	0,465	250	3620	1000	14490	1100	15940	90	3,5	186	0,125
6	-4	6,4	1/4	13,4	0,527	225	3260	900	13050	1000	14490	100	4	226	0,151
8	-5	8	5/16	15	0,590	215	3115	850	12320	950	13770	115	4,5	265	0,178
10	-6	9,5	3/8	17,4	0,695	180	2610	720	10440	800	11590	130	5	335	0,225
12	-8	12,7	1/2	20,6	0,811	160	2320	640	9280	720	10430	180	7	415	0,278
16	-10	16	5/8	23,7	0,933	130	1885	520	7540	590	8550	200	8	496	0,333
20	-12	19	3/4	27,7	1,090	105	1520	420	6000	490	7100	240	9,5	638	0,428
25	-16	25,4	1	35,6	1,401	88	1275	350	5200	400	5800	300	12	980	0,657
32	-20	31,8	1 1/4	43,5	1,712	63	910	250	3600	280	4060	420	16,5	1207	0,81
40	-24	38,1	1 1/2	50,6	1,992	50	725	200	2900	280	4060	500	20	1560	1,047
50	-32	50,8	2	64	2,520	40	580	160	2320	190	2750	630	25	2108	1,414

WĘŻE WYSOKOCIŚNIENIOWE wg DIN EN 853

DIN EN 853

2 SN

Konstrukcja przewodu:

materiał: olejoodporna syntetyczna guma

wzmocnienie warstwowe: dwa wysokowytrzymałe opłoty stalowe

pokrycie wierzchnie :odporna na ścieranie i odporna na warunki atmosferyczne
guma syntetyczna.

zakres temperatury pracy : -40°C ÷ +100°C (max. +125°C)

I.D.				OUTSIDE DIAMETER		WORKING PRESSURE		BURST PRESSURE		ACTUAL BURST PRESSURE		BENDING RADIUS		WEIGHT	
D	dash	mm	inch	mm	inch	bar	psi	bar	psi	bar	psi	mm	inch	g/mt	lb/ft
5	-3	4,8	3/16	13,4	0,527	415	6020	1650	23930	1750	25360	90	3,5	289	0,194
6	-4	6,4	1/4	15	0,590	400	5800	1600	23200	1840	26660	100	4	376	0,252
8	-5	8	5/16	16,6	0,635	350	5075	1400	20300	1460	21160	115	4,5	412	0,277
10	-6	9,5	3/8	19	0,748	330	4785	1320	19140	1440	20870	130	5	519	0,346
12	-8	12,7	1/2	22,2	0,874	275	3990	1100	15960	1220	17680	180	7	630	0,423
16	-10	16	5/8	25,4	1,000	250	3625	1000	14500	1150	16665	200	8	780	0,523
20	-12	19	3/4	29,3	1,153	215	3120	850	12480	1010	14640	240	9,5	959	0,643
25	-16	25,4	1	38,1	1,512	165	2395	650	9570	720	10430	300	12	1409	0,945

32	-20	31,8	1 1/4	48,3	1,901	125	1810	500	7240	560	8115	420	16,5	2059	1,381
40	-24	38,1	1 1/2	54,6	2,150	90	1305	360	5220	450	6520	500	20	2385	1,6
50	-32	50,8	2	67,3	2,650	80	1160	320	4640	330	4780	630	25	3050	2,046

WĘŻE WYSOKOCIŚNIENIOWE wg DIN EN 856

DIN EN 856

4 SP



Konstrukcja przewodu:

Materiał: olejoodporna syntetyczna guma

Wzmocnienie warstwowe: cztery wysokowytrzymałe spiralne oploty stalowe

Pokrycie wierzchnie :odporna na ścieranie i odporna na warunki atmosferyczne
guma syntetyczna.

Zakres temperatury pracy : -40°C ÷ +100°C (+121°C max.)

I.D.				OUTSIDE DIAMETER		WORKING PRESSURE		BURST PRESSURE		ACTUAL BURST PRESSURE		BENDING RADIUS		WEIGHT	
D	dash	mm	inch	mm	inch	bar	psi	bar	psi	bar	psi	mm	inch	g/mt	lb/ft
6	-4	6,4	1/4	17,8	0,700	450	6522	1800	26085	2370	34340	150	6	615	0,413
10	-6	9,5	3/8	21,4	0,843	445	6450	1780	25800	2050	29700	180	7	850	0,57
12	-8	12,7	1/2	24,6	0,968	415	6000	1660	24060	1750	25360	230	9	935	0,627
16	-10	16	5/8	28,5	1,122	350	5070	1400	20290	1720	24920	250	9,8	1146	0,77
20	-12	19	3/4	32,1	1,264	350	5070	1400	20290	1800	26080	300	11,8	1554	1,043
25	-16	25,4	1	39,7	1,563	280	4058	1120	16230	1450	21000	340	13,4	2033	1,364
32	-20	31,8	1 1/4	50,8	2,000	210	3050	840	12170	1100	15940	460	18,1	3176	2,13
38	-24	38,1	1 1/2	57,1	2,248	185	2680	740	10730	960	13900	560	22	3657	2,454
50	-32	50,8	2	70,6	2,780	165	2390	660	9570	920	13300	660	26	5137	3,447

WĘŻE WYSOKOCIŚNIENIOWE wg DIN EN 856

DIN EN 857

2SC



Konstrukcja przewodu:

Materiał: olejoodporna syntetyczna guma

Wzmocnienie warstwowe: dwa wysokowytrzymałe oploty stalowe

Pokrycie wierzchnie :odporna na ścieranie i odporna na warunki atmosferyczne
guma syntetyczna.

Zakres temperatury pracy : -40°C bis +100°C (+125°C max.)

I.D.				OUTSIDE DIAMETER		WORKING PRESSURE		BURST PRESSURE		ACTUAL BURST PRESSURE		BENDING RADIUS		WEIGHT	
D	dash	mm	inch	mm	inch	bar	psi	bar	psi	bar	psi	mm	inch	g/mt	lb/ft

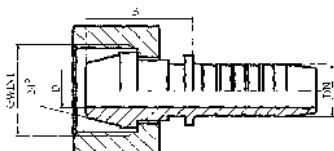
N															
6	-4	6,4	1/4	13,4	0,530	400	5800	1600	23188	1850	24825	75	3	295	0,198
8	-5	8	5/16	15	0,590	350	5075	1400	20290	1700	24650	85	3,3	345	0,231
10	-6	9,5	3/8	17,4	0,685	330	4785	1320	19130	1600	20580	90	3,5	415	0,278
12	-8	12,7	1/2	20,6	0,810	275	3987	1100	15940	1350	19570	130	5,1	540	0,362
16	-10	16	5/8	23,7	0,933	250	3620	1000	14492	1100	15950	170	6,7	625	0,419
20	-12	19	3/4	27,7	1,090	215	3115	860	12318	1000	14500	200	7,8	800	0,537
25	-16	25,4	1	35,6	1,400	165	2390	660	9420	750	10870	250	9,8	1165	0,781

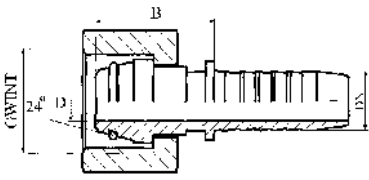
KOŃCÓWKI Z GWINTEM METRYCZNYM

KOŃCÓWKA	6	05	06	08	10	12 (13)	16	19 (20)	25	31 (32)	38 (40)	51 (50)
	Inch.	3/16"	1/4"	5/16"	3/8"	1/2"	5/8"	3/4"	1"	1.1/4"	1.1/2"	2"
	Size	3	4	5	6	8	10	12	16	20	24	32
	mm	4,8	6,4	7,9	9,5	12,7	15,9	19,0	25,4	31,8	38,1	50,8

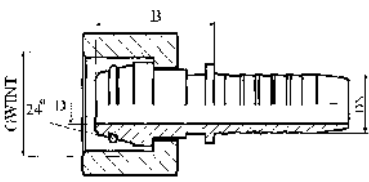
Końcówka prosta, do połączenia z gniazdem stożkowym 24° i 60° P11 (DKL) – odmiana lekka	GWINT	M12x1,5 5 (06 06L) M14x1,5 5 (06 08 L) M16x1,5 5 (06 10L)	M16x1,5 5 (08 10L) M18x1,5 5 (08 12L)	M18x1,5 (10 12L) M22x1,5 (10 15L) M22x1,5 (10 16L)	M22x1,5 (13 15L) M22x1,5 (13 16L) M27x2 (13 18L) M26x1,5 (13 18L)	M27x1,5 (16 18L) M27x2 (16 18L) M26x1,5 (16 18L) M30x2 (16 22L)	M30x2 (20 22L) M33x2 (20 22L)	M36x2 (25 28L)	M45x2 (32 35L)		
	B mm	20,0 20,0 21,5	21,5 21,5	21,5 23,5 23,5	25,0 25,0 26,0 26,0	26,0 26,0 29,0	29,0 29,0	33,0	33,0		
	D mm	4,0 4,0 4,0	4,0 5,5	5,5 7,0 7,0	7,0 7,0 10,0 10,0	10,0 10,0 12,5 12,5	12,5 12,5 15,0 15,0	15,0 15,0	20,5	25,0	

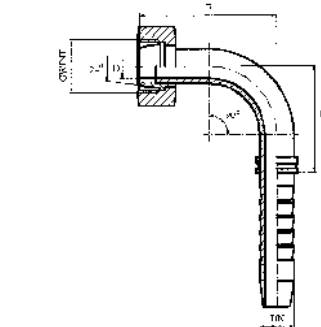
Końcówka prosta, do połączenia z gniazdem stożkowym 24° i 60° P11 (DKS) – odmiana ciężka	GWINT	M16x1,5 (06 08S) M18x1,5 (06 10S) M20x1,5 (06 12S)	M18x1,5 (08 10S) M20x1,5 (08 12S) M22x1,5 (08 14S)	M20x1,5 (10 12S) M22x1,5 (10 14S) M24x1,5 (10 16S)	M24x1,5 (13 16S) M30x2 (13 20S)	M30x2 (16 20S) M36x2 (16 25S)	M36x2 (20 25S) M42x2 (20 30S)	M42x2 (25 30S) M52x2 (25 38S)	M52x2 (32 38S)		
	B mm	22,0 22,0 22,0	23,0 23,0 25,0	23,0 25,0 25,0	25,0 30,0	30,0 32,0	32,0 32,0	34,0 38,0	40,0		
	D mm	4,0 4,0 4,0	4,0 5,5 5,5	5,5 7,0 7,0	7,0 7,0 9,0 9,0	9,0 12,5 12,5	12,5 15,0 15,0	15,0 20,5 20,5	20,5 25,0		



<p>Końcówka prosta, do połączenia z gniazdem stożkowym 24° i 60° i z oringiem</p> <p>P51 (DKOL) – odmiana lekka</p> 	GWINT	M12x1,5 (06 06L) M14x1,5 (06 08 L) M16x1,5 (06 10L) M18x1,5 (06 12L)	M16x1,5 (08 10L) M18x1,5 (08 12L)	M16x1,5 (10 10L) M18x1,5 (10 12L) M22x1,5 (10 15L) M22x1,5 (10 16L)	M22x1,5 (13 15L) M22x1,5 (13 16L) M27x2 (13 18L) M26x1,5 (16 18L) M30x2 (16 22L)	M27x1,5 (16 18L) M27x2 (16 18L) M26x1,5 (16 18L) M30x2 (16 22L)	M30x2 (20 22L) M33x2 (20 22L)	M36x2 (25 28L)	M45x2 (32 35L)	M52x2 (40 42L)	
	B mm	22,0 22,0 22,0 22,0	23,0 23,0	23,0 23,0 25,0 25,0	25,0 25,0 27,0 27,0 30,0	26,0 27,0 27,0 30,0	30,0 30,0	32,0	42,0	50,0	
	D mm	4,0 4,0 4,0 4,0	5,5 5,5	7,0 7,0 7,0 7,0	10,0 10,0 10,0 10,0	12,5 12,5 12,5 12,5	15,0 15,0	20,5	20,5	32,0	

KOŃCÓWKA	DN	05	06	08	10	12 (13)	16	19 (20)	25	31 (32)	38 (40)	51 (50)
	Inch.	3/16"	1/4"	5/16"	3/8"	1/2"	5/8"	3/4"	1"	1.1/4"	1.1/2"	2"
	Size	3	4	5	6	8	10	12	16	20	24	32
	mm	4,8	6,4	7,9	9,5	12,7	15,9	19,0	25,4	31,8	38,1	50,8

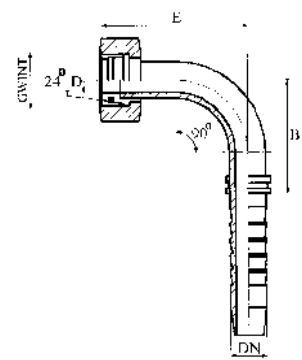
<p>Końcówka prosta, do połączenia z gniazdem stożkowym 24° i 60° i z oringiem</p> <p>P51 (DKOS) – odmiana ciężka</p> 	GWINT	M16x1,5 (06 08S) M18x1,5 (06 10S) M20x1,5 (06 12S)	M18x1,5 (08 10S) M20x1,5 (08 12S) M22x1,5 (08 14S)	M20x1,5 (10 12S) M22x1,5 (10 14S) M24x1,5 (10 16S)	M22x1,5 (13 14S) M24x1,5 (13 16S)	M30x2 (16 20S) M36x2 (16 25S)	M36x2 (20 25S)	M42x2 (25 30S)	M52x2 (32 38S)		
	B mm	24,0 24,0 25,0	25,0 25,0 26,0	26,0 26,0 28,0	28,0 28,0	28,0 30,0	30,0	40,0	45,0		
	D mm	4,0 4,0 4,0	5,5 5,5 5,5	7,0 7,0 7,0	9,0 9,0	12,5 12,5	15,0	20,5	25,0		

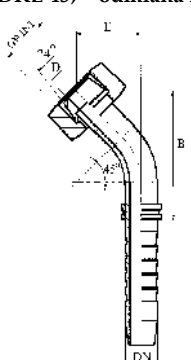
<p>Końcówka kątowna uniwersalna, do połączenia z gniazdem stożkowym 24° i 60°</p> <p>P12 (DKL 90) – odmiana lekka</p> 	GWINT	M12x1,5 (06 06L) M14x1,5 (06 08 L) M16x1,5 (06 10L)	M16x1,5 (08 10L) M18x1,5 (08 12L)	M16x1,5 (10 10L) M18x1,5 (10 12L) M22x1,5 (10 15L) M22x1,5 (10 16L)	M22x1,5 (13 15L) M22x1,5 (13 16L) M27x2 (13 18L)	M27x1,5 (16 18L) M27x2 (16 18L) M26x1,5 (16 18L) M30x2 (16 22L)	M30x2 (20 22L) M33x2 (20 22L)	M36x2 (25 28L)	M45x2 (32 35L)		
	B mm	26,0 26,0 26,0	35,0 35,0	35,0 35,0 36,0 36,0	36,0 46,0 46,0	55,0 55,0 55,0 62,0	62,0 62,0	80,0	94,0		
	D mm	4,0 4,0 4,0	5,5 5,5	7,0 7,0 7,0 7,0	10,0 10,0 10,0	12,6 12,6 12,6	14,8 14,8	21,0	26,5		
	E mm	30 30 32	34 34	36 34 33 33	33 42 42	52 52 52 62	62	80	84		

<p>Końcówka kątowa, do połączenia z gniazdem stożkowym 24° i 60°</p> <p>P12 (DKS 90) – odmiana ciężka</p>	GWINT		M16x1,5 (06 08S) M18x1,5 (06 10S) M20x1,5 (06 12S)	M18x1,5 (08 10S) M20x1,5 (08 12S) M22x1,5 (08 14S)	M20x1,5 (10 12S) M22x1,5 (10 14S) M24x1,5 (10 16S)	M24x1,5 (13 16S) M30x2 (13 20S)	M30x2 (16 20S) M36x2 (16 25S)	M36x2 (20 25S) M42x2 (20 30S)	M42x2 (25 30S) M52x2 (25 38S)	M52x2 (32 38S)		
	B mm		22,0 22,0 22,0	23,0 23,0 25,0	23,0 25,0 25,0	25,0 30,0	30,0 32,0	32,0 32,0	34,0 38,0	40,0		
	D mm		4,0 4,0 4,0	4,0 5,5 5,5	7,0 7,0 7,0	10,0 10,0	12,6 12,6	14,8 14,8	21,0 21,0	26,5		
	E mm		32 32 31	35 33 35	33 35 34	44 45	54 54	67 64	76 72	84		

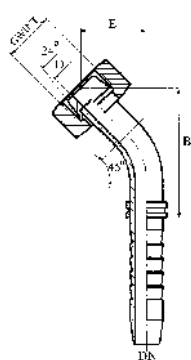
KOŃCÓWKA	6	05	06	08	10	12 (13)	16	19 (20)	25	31 (32)	38 (40)	51 (50)
	Inch.	3/16"	1/4"	5/16"	3/8"	1/2"	5/8"	3/4"	1"	1.1/4"	1.1/2"	2"
	Size	3	4	5	6	8	10	12	16	20	24	32
	mm	4,8	6,4	7,9	9,5	12,7	15,9	19,0	25,4	31,8	38,1	50,8

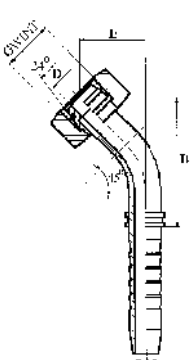
<p>Końcówka kątowa uniwersalna, do połączenia z gniazdem stożkowym 24° i 60° i z oringiem</p> <p>P52 (DKOL 90) – odmiana lekka</p>	GWINT		M12x1,5 (06 06L) M14x1,5 (06 08 L) M16x1,5 (06 10L)	M16x1,5 (08 10L) M18x1,5 (08 12L)	M16x1,5 (10 10L) M18x1,5 (10 12L) M22x1,5 (10 15L) M22x1,5 (10 16L)	M22x1,5 (13 15L) M22x1,5 (13 16L) M27x2 (13 18L)	M27x1,5 (16 18L) M27x2 (16 18L) M26x1,5 (16 18L) M30x2 (16 22L)	M30x2 (20 22L) M33x2 (20 22L)	M36x2 (25 28L)	M45x2 (32 35L)		
	B mm		26,0 26,0 26,0	35,0 35,0	35,0 36,0 36,0	36,0 46,0 46,0	55,0 55,0 62,0	62,0 62,0	80,0	94,0		
	D mm		4,0 4,0 4,0	5,5 5,5	7,0 7,0 7,0 7,0	10,0 10,0 10,0	12,6 12,6 12,6 12,6	14,8 14,8	21,0	26,5		
	E mm		30 30 32	34 34	36 34 33 33	33 42 42	52 52 62	62 62	80	84		

<p>Końcówka kąтова, do połączenia z gniazdem stożkowym 24° i 60° i z oringiem</p> <p>P52 (DKOS 90) – odmiana ciężka</p> 	GWINT		M16x1,5 (06 08S) M18x1,5 (06 10S) M20x1,5 (06 12S)	M18x1,5 (08 10S) M20x1,5 (08 12S) M22x1,5 (08 14S)	M20x1,5 (10 12S) M22x1,5 (10 14S) M24x1,5 (10 16S)	M24x1,5 (13 16S) M30x2 (13 20S)	M30x2 (16 20S) M36x2 (16 25S)	M36x2 (20 25S) M42x2 (20 30S)	M42x2 (25 30S) M52x2 (25 38S)	M52x2 (32 38S)		
	B mm		22,0 22,0 22,0	23,0 23,0 25,0	23,0 25,0 25,0	25,0 30,0	30,0 32,0	32,0 32,0	34,0 38,0	40,0		
	D mm		4,0 4,0 4,0	4,0 5,5 5,5	7,0 7,0 7,0	10,0 10,0	12,6 12,6	14,8 14,8	21,0 21,0	26,5		
	E mm		32 32 31	35 33 35	33 35 34	44 45	54 54	67 64	76 72	84		

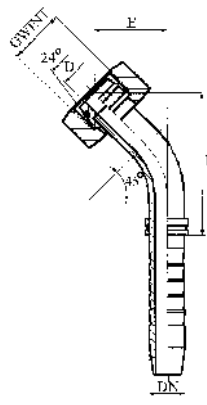
<p>Końcówka kąтова , do połączenia z gniazdem stożkowym 24° i 60°</p> <p>P15 (DKL 45) – odmiana lekka</p> 	GWINT		M12x1,5 (06 06L) M14x1,5 (06 08 L) M16x1,5 (06 10L)	M16x1,5 (08 10L) M18x1,5 (08 12L)	M16x1,5 (10 10L) M18x1,5 (10 12L) M22x1,5 (10 15L) M22x1,5 (10 16L)	M22x1,5 (13 15L) M22x1,5 (13 16L) M27x2 (13 18L)	M27x2 (16 18L) M26x1,5 (16 18L) M27x1,5 (16 18L) M30x2 (16 22L)	M30x2 (20 22L) M33x2 (20 22L)	M36x2 (25 28L)	M45x2 (32 35L)		
	B mm		35,0 35,0 36,0	38,0 39,0	40,0 40,0 40,0	48,0 49,0 48,0	54,0 54,0 54,0 55,0	65,0 65,0	82,0	115,0		
	D mm		4,0 4,0 4,0	5,5 5,5	7,0 7,0 7,0	10,0 10,0	12,6 12,6 12,6	14,8 14,8	21,0	26,5		
	E mm		17,0 17,0 18,0	18,0 18,0	18,0 18,0 19,0	22,0 27,0 28,0	28,0 28,0 28,0	30,0 30,0	37,0	39,0		

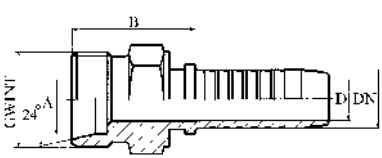
KOŃCÓWKA	DN	05	06	08	10	12 (13)	16	19 (20)	25	31 (32)	38 (40)	51 (50)
	Inch.	3/16	1/4"	5/16"	3/8"	1/2"	5/8"	3/4"	1"	1.1/4"	1.1/2"	2"
	Size	3	4	5	6	8	10	12	16	20	24	32
	mm	4,8	6,4	7,9	9,5	12,7	15,9	19,0	25,4	31,8	38,1	50,8

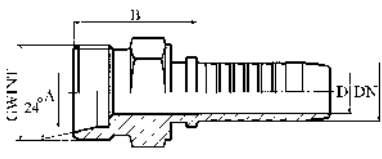
<p>Końcówka kątowa , do połączenia z gniazdem stożkowym 24° i 60°</p> <p>P15 (DKS 45) – odmiana ciężka</p> 	GWINT		M16x1,5 (06 08S) M18x1,5 (06 10S) M20x1,5 (06 12S)	M18x1,5 (08 10S) M20x1,5 (08 12S) M22x1,5 (08 14S)	M20x1,5 (10 12S) M22x1,5 (10 14S) M24x1,5 (10 16S)	M24x1,5 (13 16S) M30x2 (13 20S)	M30x2 (16 20S) M36x2 (16 25S)	M36x2 (20 25S) M42x2 (20 30S)	M42x2 (25 30S) M52x2 (25 38S)	M52x2 (32 38S)		
	B mm		41,0 41,0 41,0	47,0 46,0 47,0	40,0 42,0 42,0	57,0 66,0	71,0 71,0	85,0 83,0	83,0 82,0	115,0		
	D mm		4,0 4,0 4,0	4,0 5,5 5,5	7,0 7,0 7,0	10,0 10,0	12,6 12,6	14,8 14,8	21,0 21,0	26,5		
	E mm		17,0 17,0 17,0	18,0 17,0 18,0	18,0 18,0 19,0	21,0 22,0	28,0 28,0	33,0 39,0	39,0 39,0			

<p>Końcówka kątowa , do połączenia z gniazdem stożkowym 24° i 60° i z oringiem</p> <p>P55 (DKOL 45) – odmiana lekka</p> 	GWINT		M12x1,5 (06 06L) M14x1,5 (06 08 L) M16x1,5 (06 10L)	M16x1,5 (08 10L) M18x1,5 (08 12L)	M16x1,5 (10 10L) M18x1,5 (10 12L) M22x1,5 (10 15L) M22x1,5 (10 16L)	M22x1,5 (13 15L) M22x1,5 (13 16L) M27x2 (13 18L)	M27x2 (16 18L) M26x1,5 (16 18L) M27x1,5 (16 18L) M30x2 (16 22L)	M30x2 (20 22L) M33x2 (20 22L)	M36x2 (25 28L)	M45x2 (32 35L)		
	B mm		35,0 35,0 36,0	38,0 39,0	40,0 40,0 40,0 40,0	48,0 49,0 48,0	54,0 54,0 54,0 55,0	65,0 65,0	82,0	115,0		
	D mm		4,0 4,0 4,0	5,5 5,5	7,0 7,0 7,0 7,0	10,0 10,0	12,6 12,6 12,6 12,6	14,8 14,8	21,0	26,5		
	E mm		17,0 17,0 18,0	18,0 18,0	18,0 18,0 19,0	22,0 27,0 28,0	28,0 28,0 28,0 28,0	30,0 30,0	37,0	39,0		

KOŃCÓWKA	DN	05	06	08	10	12 (13)	16	19 (20)	25	31 (32)	38 (40)	51 (50)
	Inch.	3/16	1/4"	5/16"	3/8"	1/2"	5/8"	3/4"	1"	1.1/4"	1.1/2"	2"
	Size	3	4	5	6	8	10	12	16	20	24	32
	mm	4,8	6,4	7,9	9,5	12,7	15,9	19,0	25,4	31,8	38,1	50,8

<p>Końcówka kąтова , do połączenia z gniazdem stożkowym 24° i 60° i z oringiem</p> <p>P55 (DKOS 45) – odmiana ciężka</p> 	GWINT		M16x1,5 (06 08S) M18x1,5 (06 10S) M20x1,5 (06 12S)	M18x1,5 (08 10S) M20x1,5 (08 12S) M22x1,5 (08 14S)	M20x1,5 (10 12S) M22x1,5 (10 14S) M24x1,5 (10 16S)	M24x1,5 (13 16S) M30x2 (13 20S)	M30x2 (16 20S) M36x2 (16 25S)	M36x2 (20 25S) M42x2 (20 30S)	M42x2 (25 30S) M52x2 (25 38S)	M52x2 (32 38S)		
	B mm		41,0 41,0 41,0	47,0 46,0 47,0	40,0 42,0 42,0	57,0 66,0	71,0 71,0	85,0 83,0	83,0 82,0	115,0		
	D mm		4,0 4,0 4,0	4,0 5,5 5,5	7,0 7,0 7,0	10,0 10,0	12,6 12,6	14,8 14,8	21,0 21,0	26,5		
	E mm		17,0 17,0 17,0	18,0 17,0 18,0	18,0 18,0 19,0	21,0 22,0	28,0 28,0	33,0 39,0	39,0 39,0			

<p>Końcówka prosta, z gwintem zewnątrznym i ze stożkiem wewnętrznym 24°</p> <p>P21 (CEL) – odmiana lekka</p> 	GWINT		M12x1,5 (06 06L) M14x1,5 (06 08 L) M16x1,5 (06 10L)	M16x1,5 (08 10L) M18x1,5 (08 12L)	M18x1,5 (10 12L) M22x1,5 (10 15L) M22x1,5 (10 16L)	M22x1,5 (13 15L) M22x1,5 (13 16L) M27x2 (13 18L)	M27x2 (16 18L) M26x1,5 (16 18L) M30x2 (16 22L)	M30x2 (20 22L)	M36x2 (25 28L)	M45x2 (32 35L)	M52x2 (40 42L)	
	B mm		27,0 27,0 27,0	27,0 27,0	23,0 23,0 23,0	23,0 23,0 28,0	28,0 28,0 28,0		28,0 31,0	36,0	40,0	
	D mm		4,0 4,0 4,0	5,5 5,5	7,0 7,0 7,0	10,0 10,0 10,0	13,0 13,0 13,0	15,0	21,0	27,0	32,0	
	A Ø		6 8 10	10 12	12 15 16	15 16 18	18 18 22	22	28	35	42	

<p>Końcówka prosta, z gwintem zewnątrznym i ze stożkiem wewnętrznym 24°</p> <p>P21 (CES) – odmiana ciężka</p> 	GWINT		M16x1,5 (06 08S) M18x1,5 (06 10S) M20x1,5 (06 12S)	M18x1,5 (08 10S) M20x1,5 (08 12S) M22x1,5 (08 14S)	M20x1,5 (10 12S) M22x1,5 (10 14S) M24x1,5 (10 16S)	M22x1,5 (13 14S) M24x1,5 (13 16S)	M30x2 (16 20S) M36x2 (16 25S)	M36x2 (20 25S)	M42x2 (25 30S)	M52x2 (32 38S)		
	B mm		28,0 28,0 29,0	29,0 28,0 29,0	27,0 29,0 32,0	34,0 32,0	36,0 38,0	38,0	40,0	45,0		
	D mm		4,0 4,0 4,0	4,0 5,5 5,5	5,5 7,0 7,0	10,0 10,0	13,0 12,6	15,0	21,0	27,0		
	A Ø		8 10 12	10 12 14	12 14 16	14 16	20 25	25	30	38		

KOŃCÓWKA	DN	05	06	08	10	12 (13)	16	19 (20)	25	31 (32)	38 (40)	51 (50)
	Inch.	3/16	1/4"	5/16"	3/8"	1/2"	5/8"	3/4"	1"	1.1/4"	1.1/2"	2"
	Size	3	4	5	6	8	10	12	16	20	24	32
	mm	4,8	6,4	7,9	9,5	12,7	15,9	19,0	25,4	31,8	38,1	50,8

<p>Końcówka prosta, do uszczelnienia czołowego</p> <p>P41</p>	GWINT		M14x1,5	M16x1,5	M18x1,5	M22x1,5	M27x2 M26x1,5	M30x1,5	M38x1,5			
	B mm		10,5	12,7	15,0	13,0	18,5	20,0	24,0			
	D mm		4,0	5,5	7,0	10,0	13,0	15,0	21,5			

<p>Końcówka prosta kulista, do uszczelnienia z gniazdem 60°</p> <p>P61 (DKM)</p>	GWINT		M14x1,5	M16x1,5	M18x1,5	M22x1,5	M26x1,5	M30x1,5	M38x1,5	M45x1,5		
	B mm		19,0	21,0	22,0	26,0	25,0	30,0	30,0	38,0		
	D mm		4,0	5,5	7,0	10,0	13,0	15,0	21,0	26,5		

<p>Końcówka kątowna kulista, do uszczelnienia z gniazdem 90°</p> <p>P62 (DKM 90)</p>	GWINT		M14x1,5	M16x1,5	M18x1,5	M22x1,5	M26x1,5	M30x1,5	M38x1,5	M45x1,5		
	B mm		26,0	35,0	35,0	36,0	55,0	62,0	80,0	94,0		
	D mm		4,0	5,5	7,0	10,0	13,0	15,0	21,0	26,5		
	E mm		30,0	34,0	36,0	33,0	52,0	62,0	80,0	84,0		

<p>Końcówka kątowna kulista, do uszczelnieni z gniazdem 60°</p> <p>P65 (DKM 45)</p>	GWINT		M14x1,5	M16x1,5	M18x1,5	M22x1,5	M26x1,5	M30x1,5	M38x1,5	M45x1,5		
	B mm		35,0	38,0	40,0	48,0	54,0	65,0	82,0	115,0		
	D mm		4,0	5,5	7,0	10,0	13,0	15,0	21,0	26,5		
	E mm		17,0	18,0	18,0	22,0	28,0	30,0	37,0	39,0		

KOŃCÓWKA	DN	05	06	08	10	12 (13)	16	19 (20)	25	31 (32)	38 (40)	51 (50)
	Inch.	3/16	1/4"	5/16"	3/8"	1/2"	5/8"	3/4"	1"	1.1/4"	1.1/2"	2"
	Size	3	4	5	6	8	10	12	16	20	24	32
	mm	4,8	6,4	7,9	9,5	12,7	15,9	19,0	25,4	31,8	38,1	50,8

<p>Końcówka prosta ze stożkiem zewnętrznym 60°</p> <p>P81 (ADK)</p>	GWINT		M14x1,5	M16x1,5	M18x1,5	M22x1,5 M24x1,5	M27x2	M33x2	M39x2	M48x2		
	B mm		24,0	26,0	28,0	33,0 33,0	38,0	40,0	40,0	50,0		
	D mm		4,0	5,5	7,0	10,0 10,0	13,0	14,8	21,0	25,0		

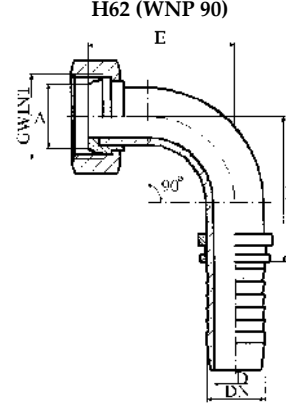
<p>Końcówka prosta ze stożkiem wewnętrznym 60°</p> <p>P91 (DK)</p>	GWINT		M14x1,5	M16x1,5	M18x1,5	M22x1,5 M24x1,5	M27x2	M33x2	M39x2	M48x2		
	B mm		28,0	30,0	31,0	33,0 33,0	36,0	41,0	45,0	54,0		
	D mm		4,0	5,5	7,0	10,0 10,0	13,0	14,8	21,0	25,0		

<p>Końcówka prosta współpracująca z gniazdem wg PN-64/M-73101</p> <p>H11 (AGM)</p>	GWINT		M14x1,5	M16x1,5	M18x1,5 M20x1,5	M22x1,5 M27x2	M26x1,5	M33x2	M42x2	M48x2		
	B mm		23,0	25,0	24,0 24,0	30,0	30,0 30,0	34,0	36,0	39,0		
	D mm		4,0	5,5	7,0 7,0	10,0	13,0 13,0	15,0	21,0	27,0		

<p>Końcówka prosta współpracująca z gniazdem 60° wg DIN 7631, DIN 7647</p> <p>H21 (AGL)</p>	GWINT		M14x1,5	M16x1,5	M18x1,5	M22x1,5	M26x1,5	M30x1,5	M38x1,5	M45x1,5		
	B mm		23,0	25,0	24,0	30,0	30,0	34,0	36,0	39,0		
	D mm		4,0	5,5	7,0	10,0	13,0	15,0	21,0	27,0		

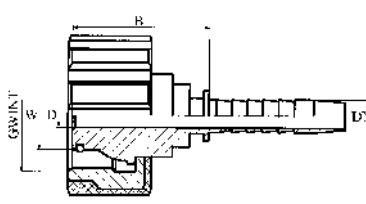
<p>Końcówka prosta kulista współpracująca z gniazdem 60°</p> <p>H61 (WNP)</p>	GWINT		M16x1,5	M16x1,5	M20x1,5	M20x1,5	M27x1,5	M33x2				
	B mm		18,5	18,5	21,5	23,5	26,5	22,8				
	D mm		10,0	10,0	12,0	14,0	18,0	22,0				
	D2 mm		4,0	5,5	7,0	10,0	12,5	15,0				

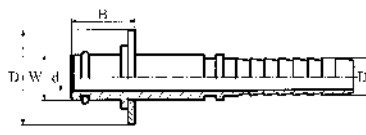
KOŃCÓWKA	DN	05	06	08	10	12 (13)	16	19 (20)	25	31 (32)	38 (40)	51 (50)
	Inch.	3/16	1/4"	5/16"	3/8"	1/2"	5/8"	3/4"	1"	1.1/4"	1.1/2"	2"
	Size	3	4	5	6	8	10	12	16	20	24	32
	mm	4,8	6,4	7,9	9,5	12,7	15,9	19,0	25,4	31,8	38,1	50,8

<p>Końcówka gięta kulista współpracująca z gniazdem 60°</p> <p>H62 (WNP 90)</p> 	GWINT				M20x1,5	M20x1,5	M27x1,5	M33x2				
	B mm				30,0	41,0	51,0	61,0				
	D mm				7,0	13,0	13,0	15,0				
	E mm				31	40	50	55				
	A mm				12	14	18	22				

KOŃCÓWKI DO WĘŻY CIŚNIENIOWYCH MASZYN MYJĄCYCH

KOŃCÓWKA	DN	05	06	08	10	12 (13)	16	19 (20)	25	31 (32)	38 (40)	51 (50)
	Inch.	3/16	1/4"	5/16"	3/8"	1/2"	5/8"	3/4"	1"	1.1/4"	1.1/2"	2"
	Size	3	4	5	6	8	10	12	16	20	24	32
	mm	4,8	6,4	7,9	9,5	12,7	15,9	19,0	25,4	31,8	38,1	50,8

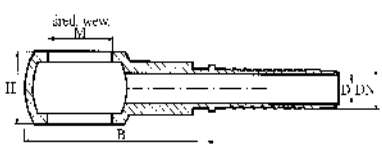
<p>Końcówka prosta przewody do maszyn myjących</p> <p>K51 (KARCHER)</p> 	GWINT		M22x1,5	M22x1,5	M22x1,5							
	B mm		29,0	29,0	29,0							
	D mm		4,0	5,5	7,0							
	W mm		14,0	14,0	14,0							

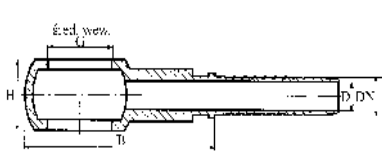
<p>Końcówka prosta Lancy do maszyn myjących.</p> <p>L51 (LANCA - KARCHER)</p> 	d mm		4,0	5,5								
	B mm		12,0	12,0								
	D mm		21,0	21,0								
	W mm		10,0	10,0								

KOŃCÓWKI OCZKOWE WSPÓŁPRACUJĄCE ZE ŚRUBĄ

Z GWINTEM METRYCZNYM I CALOWYM

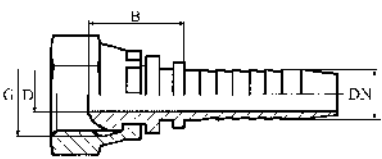
KOŃCÓWKA	DN	05	06	08	10	12 (13)	16	19 (20)	25	31 (32)	38 (40)	51 (50)
	Inch.	3/16	1/4"	5/16"	3/8"	1/2"	5/8"	3/4"	1"	1.1/4"	1.1/2"	2"
	Size	3	4	5	6	8	10	12	16	20	24	32
	mm	4,8	6,4	7,9	9,5	12,7	15,9	19,0	25,4	31,8	38,1	50,8

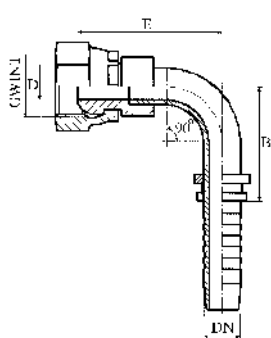
<p>Końcówka oczkowa współpracująca ze śrubą z gwintem metrycznym</p> <p>P01 (RNM)</p> 	pod gwint śru.śred. wew. M		M10x1,5 M12x1,5 M14x1,5	M12x1,5 M14x1,5 M16x1,5 M18x1,5	M14x1,5 M16x1,5 M18x1,5	M18x1,5 M20x1,5 M22x1,5	M22x1,5 M26x1,5 M27x1,5	M26x1,5 M27x2	M30x1,5			
	B mm		35,0 35,0 37,0	36,0 37,0 42,0 43,0	41,0 42,0 45,0	45,0 50,0 50,0	49,5 55,5 55,5	57,0 57,0	64,0			
	D mm		4,0 4,0 4,0	5,5 5,5 5,5	7,0 7,0 7,0	10,0 10,0 10,0	12,6 12,6 12,6	15,0 15,0	21,0			
	H mm		12,0 12,0 12,0	14,0 14,0 15,0	15,0 15,0 15,0	18,0 21,0 19,0	22,0 22,0 22,0	25,5 25,5	31,5			

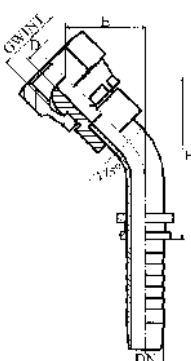
<p>Końcówka oczkowa współpracująca ze śrubą z gwintem calowym</p> <p>C01 (RNR)</p> 	pod gwint śru.śred. wew. G		G 1/8"	G 1/8"	G 1/8"	G 3/8"	G 5/8"	G 3/4"	G 3/4"			
	B mm		35,0 35,0	38,0 38,0	42,0 42,0	45,0 45,0	55,0 55,0	57,0	64,0 64,0			
	D mm		4,0 4,0	5,5 5,5	7,0 7,0	10,0 10,0	12,6 12,6	15,0	21,0 21,0			
			14,0 12,0	14,0 14,0	14,0 15,0	19,0 19,0	22,0 22,0	26,0	32,0 32,0			

KOŃCÓWKI Z GWINTEM CALOWYM BSP, UNF, JIC

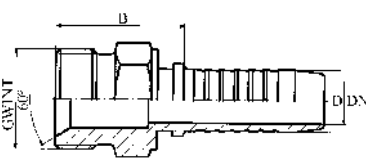
KOŃCÓWKA	DN	05	06	08	10	12 (13)	16	19 (20)	25	31 (32)	38 (40)	51 (50)
	Inch.	3/16	1/4"	5/16"	3/8"	1/2"	5/8"	3/4"	1"	1.1/4"	1.1/2"	2"
	Size	3	4	5	6	8	10	12	16	20	24	32
	mm	4,8	6,4	7,9	9,5	12,7	15,9	19,0	25,4	31,8	38,1	50,8

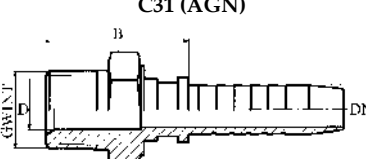
Końcówka kulista prosta współpracująca z gniazdem 60° i z gwintem calowym BSP C11 (DKR) 	GWINT		G 1/4"	G 3/8"	G 3/8"	G 1/2"	G 5/8"	G 3/4"	G 1"	G 1 1/4"	G 1 1/2"	G 1 1/2"
			G 1/8"		G 1/2"	G 5/8"	G 3/4"	G 1"	G 1 1/4"	G 1 1/2"	G 2"	G 2"
	B mm		16,0 20,0	19,0	20,0 22,0	23,0 22,0	21,0 23,0	24,0 25,0	26,0 26,0	27,0 55,0	30,0 57,0	80,0 32,0
	D mm		4,0 4,0	5,5	7,0 7,0	10,0 10,0	13,0 13,0	15,0 15,0	21,0 21,0	27,0 27,0	33,0 33,0	33,0 44,5

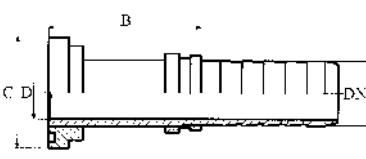
Końcówka kulista gięta współpracująca z gniazdem 60° i z gwintem calowym BSP C12 (DKR 90) 	GWINT		G 1/4"	G 3/8"	G 3/8"	G 1/2"	G 5/8"	G 3/4"	G 1"	G 1 1/4"	G 1 1/2"	G 1 1/2"
			G 3/8"		G 1/2"	G 5/8"	G 3/4"	G 1"	G 1 1/4"	G 1 1/2"	G 2"	G 2"
	B Mm		26,0 26,0	30,0	30,0 30,0	42,0 42,0	52,0 52,0	60,0 60,0	65,0 65,0	94,0 94,0	105,0 105,0	108,0 108,0
	D Mm		4,0 4,0	5,5	7,0 7,0	10,0 10,0	13,0 13,0	15,0 15,0	21,0 21,0	27,0 27,0	33,0 33,0	33,0 44,5
E mm		27,0 36,0	38,0	40,0 42,0	49,0 51,0	55,0 58,0	62,0 66,0	76,0 78,0	87,0 91,0	101,0 102,0	120,0 121,0	

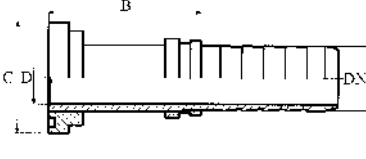
Końcówka kulista gięta współpracująca z gniazdem 60° i z gwintem calowym BSP C15 (DKR 45) 	GWINT		G 1/4"	G 3/8"	G 3/8"	G 1/2"	G 5/8"	G 3/4"	G 1"	G 1 1/4"	G 1 1/2"	G 1 1/2"
			G 3/8"		G 1/2"	G 5/8"	G 3/4"	G 1"	G 1 1/4"	G 1 1/2"	G 2"	G 2"
	B Mm		34,0 42,0	45,0	44,0 46,0	58,0 57,0	70,0 71,0	82,0 84,0	92,0 92,0	123,0 125,0	122,0 122,0	123,0 124,0
	D Mm		4,0 4,0	5,5	7,0 7,0	10,0 10,0	13,0 13,0	15,0 15,0	21,0 21,0	27,0 27,0	33,0 33,0	33,0 44,5
E mm		15,0 22,0	23,0	22,0 24,0	28,0 27,0	32,0 33,0	39,0 41,0	43,0 43,0	48,0 50,0	64,0 65,0	69,0 70,0	

KOŃCÓWKA	DN	05	06	08	10	12 (13)	16	19 (20)	25	31 (32)	38 (40)	51 (50)
	Inch.	3/16	1/4"	5/16"	3/8"	1/2"	5/8"	3/4"	1"	1.1/4"	1.1/2"	2"
	Size	3	4	5	6	8	10	12	16	20	24	32
	mm	4,8	6,4	7,9	9,5	12,7	15,9	19,0	25,4	31,8	38,1	50,8

Końcówka prosta z gniazdem 60° i z gwintem zewnętrznym stalowym BSP C21 (AGR) 	GWINT		G 1/8"	G 3/8"	G 3/8"	G 1/2"	G 5/8"	G 3/4"	G 1"	G 1 1/4"	G 1 1/2"	G 2"
	B mm		26,0 23,0	28,0	27,0 28,0	33,0	34,0 33,0	38,0	44,0	49,0	54,0	62,0
	D mm		4,0 4,0	5,5	7,0 7,0	10,0 10,0	13,0 13,0	15,0 15,0	21,0 21,0	27,0 27,0	33,0 33,0	33,0 44,5

Końcówka prosta z gwintem zewnętrznym stalowym BSP stożkowym C31 (AGN) 	GWINT		G 1/4"	G 1/4"	G 3/8"	G 1/2"	G 5/8"	G 3/4"	G 1"	G 1 1/4"		
	B mm		26,0	31,0	33,0	37,0	40,0	42,0	49,0	54,0		
	D mm		4,0	5,5	7,0	10,0	13,0	15,0	21,0	27,0		

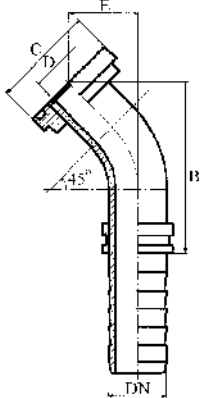
Końcówka kołnierzowa prosta C41 (SFL) – odmiana lekka 	FLANSZA					G 1/2"	G 1/2"	G 1/2"	G 3/4"	G 1"	G 1 1/4"	G 1 1/2"
						G 3/4"	G 3/4"	G 3/4"	G 1"	G 1 1/4"	G 1 1/2"	G 2"
	B mm					51,0 52,0	49,0 49,0	58,0 57,0	53,0 52,0	62,0 61,0	62,0 62,0	77,0 73,0
	D mm					9,0 9,0	12,0 12,0	11,0 15,0	20,0 20,0	25,0 25,0	26,0 32,0	32,5 40,0
	C mm					30,2 38,1	30,2 38,1	30,2 44,5	38,1 50,8	44,5 60,3	50,8 71,4	60,3 71,4

Końcówka kołnierzowa prosta C41 (SFS) – odmiana ciężka 	FLANSZA					G 1/2"	G 1/2"	G 1/2"	G 3/4"	G 1"	G 1 1/4"	G 1 1/2"
						G 3/4"	G 3/4"	G 3/4"	G 1"	G 1 1/4"	G 1 1/2"	G 2"
	B mm					53,0 53,0	50,0 50,0	59,0 58,0	57,0 57,0	64,0 65,0	64,0 66,0	87,0 93,0
	D mm					9,0 9,0	12,0 12,0	11,0 15,0	20,0 20,0	25,0 25,0	26,0 32,0	32,5 40,0
	C mm					31,7 41,3	31,7 41,3	31,7 41,3	41,3 47,6	47,6 63,5	54,0 79,4	63,5 79,4

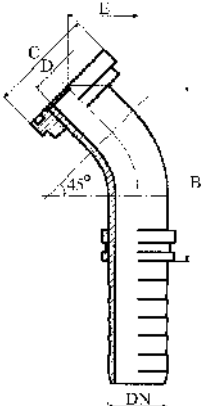
KOŃCÓWKA	DN	05	06	08	10	12 (13)	16	19 (20)	25	31 (32)	38 (40)	51 (50)
	Inch.	3/16	1/4"	5/16"	3/8"	1/2"	5/8"	3/4"	1"	1.1/4"	1.1/2"	2"
	Size	3	4	5	6	8	10	12	16	20	24	32
	mm	4,8	6,4	7,9	9,5	12,7	15,9	19,0	25,4	31,8	38,1	50,8

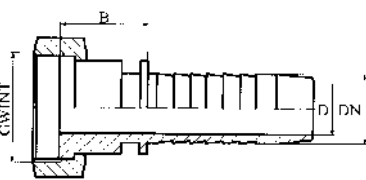
Końcówka kołnierzowa gięta C42 (SFL 90) – odmiana lekka		FLANSZA					G 1/2"	G 1/2"	G 1/2"	G 3/4"	G 1"	G 1 1/4"	G 1 1/2"	
		B						44,0	52,0	65,0	78,0	104,0	104,0	123,0
		Mm						44,0	52,0	65,0	78,0	104,0	104,0	123,0
		D						9,0	12,0	11,0	20,0	25,0	26,0	32,5
		Mm						9,0	12,0	15,0	20,0	25,0	32,0	40,0
		E						37,0	54,0	55,0	62,0	103,0	109,0	120,0
mm						38,0	54,0	54,0	62,0	101,0	109,0	111,0		
C						30,2	30,2	30,2	38,1	44,5	50,8	60,3		
Mm						38,1	38,1	38,1	44,5	50,8	60,3	71,4		

Końcówka kołnierzowa gięta C42 (SFS 90) – odmiana ciężka		FLANSZA					G 1/2"	G 1/2"	G 1/2"	G 3/4"	G 1"	G 1 1/4"	G 1 1/2"	
		B						44,0	52,0	60,0	78,0	104,0	104,0	123,0
		Mm						44,0	52,0	60,0	78,0	104,0	104,0	123,0
		D						9,0	12,0	11,0	20,0	25,0	26,0	30,0
		Mm						9,0	12,0	15,0	20,0	25,0	32,0	40,0
		E						39,0	55,0	61,0	72,0	105,0	113,0	124,0
mm						39,0	55,0	60,0	72,0	105,0	113,0	124,0		
C						31,7	31,7	31,7	41,3	47,6	54,0	63,5		
Mm						41,3	41,3	41,3	47,6	54,0	63,5	79,4		

Końcówka kołnierzowa gięta C45 (SFL 45) – odmiana lekka 	FLANSZA					G 1/2"	G 1/2"	G 1/2"	G 3/4"	G 1"	G 1 1/4"	G 1 1/2"
						G 3/4"	G 3/4"	G 3/4"	G 1"	G 1 1/4"	G 1 1/2"	G 2"
	B Mm					44,0 45,0	53,0 53,0	58,0 63,0 63,0	99,0 99,0 98,0	117,0 115,0 120,0	113,0 102,0 116,0	127,0 120,0
	D Mm					9,0 9,0	12,0 12,0	11,0 15,0 14,8	20,0 20,0 20,0	25,0 25,0 25,0	26,0 32,0 32,0	32,5 40,0
	E mm					20,0 21,0	24,0 24,0	26,0 29,0 28,0	62,0 32,0 32,0	44,0 42,0 50,0	50,0 50,0 45,0	52,0 45,0
C Mm					30,2 38,1	30,2 38,1	30,2 38,1 44,5	38,1 44,5 50,8	44,5 50,8 60,3	50,8 60,3 71,4	60,3 71,4	

KOŃCÓWKA	DN	05	06	08	10	12 (13)	16	19 (20)	25	31 (32)	38 (40)	51 (50)
	Inch.	3/16	1/4"	5/16"	3/8"	1/2"	5/8"	3/4"	1"	1.1/4"	1.1/2"	2"
	Size	3	4	5	6	8	10	12	16	20	24	32
	mm	4,8	6,4	7,9	9,5	12,7	15,9	19,0	25,4	31,8	38,1	50,8

Końcówka kołnierzowa gięta C45 (SFS 45) – odmiana ciężka 	FLANSZA					G 1/2"	G 1/2"	G 1/2"	G 3/4"	G 1"	G 1 1/4"	G 1 1/2"
						G 3/4"	G 3/4"	G 3/4"	G 1"	G 1 1/4"	G 1 1/2"	G 2"
	B Mm					42,0 43,0	57,0 56,0	59,0 68,0 68,0	90,0 90,0 90,0	118,0 118,0 123,0	116,0 116,0 126,0	130,0 130,0
	D Mm					9,0 9,0	12,0 12,0	11,0 15,0 14,8	20,0 20,0 20,0	25,0 25,0 25,0	26,0 32,0 30,0	30,0 40,0
	E mm					20,0 21,0	27,0 26,0	26,0 31,0 32,0	55,0 35,0 35,0	45,0 45,0 53,0	53,0 53,0 55,0	55,0 55,0
C Mm					31,7 41,3	31,7 41,3	31,7 41,3 47,6	41,3 47,6 54,0	47,6 54,0 63,5	54,0 63,5 79,4	63,5 79,4	

Końcówka prosta do uszczelnień czołowych z gwintem BSP C 51 	GWINT		G 1/4"	G 1/4"	G 3/8"	G 1/2"	G 5/8"	G 3/4"	G 1"	G 1 1/4"		
				G 3/8"	G 1/2"	G 5/8"	G 3/4"	G 1"	G 1 1/4"			
	B mm		14,0	27,0 16,0	17,0 19,0	20,0 21,0	21,0 23,0	24,0 26,0	26,0 26,0	27,0		
D mm		4,0	4,0 5,5	7,0 7,0	10,0 10,0	13,0 13,0	15,0 15,0	21,0 21,0	27,0			

<p>Końcówka prosta z gwintem zewnętrznym UNF.</p> <p>C 61 (AGJO SAE O-RING)</p>	GWINT UNF-2A		7/16"-20	1/2"-20	9/16"-18 3/4"-16	3/4"-16 7/8"-14	7/8"-14	1 1/16"-12	1 1/16"-12	1 1/16"-12		
	B mm		26,0	28,0	27,0 28,0	33,0 33,0	34,0	38,0	44,0	49,0		
	D mm		4,0	5,5	7,0 7,0	10,0 10,0	13,0	15,0	21,0	27,0		

<p>Końcówka prosta z gwintem zewnętrznym stożkowym NPTF.</p> <p>C 71 (AGN NPTF)</p>	GWINT NPTF		1/8"-27 1/4"-18 3/8"-18	1/4"-18 3/8"-18 1/4"-18	3/8"-18 1/2"-14 1/4"-18	1/2"-14 3/8"-18	1/2"-14 3/4"-14	3/4"-14 1"-11	1"-11	1 1/4"-11		
	B mm		25,0 25,0 29,0	27,0 29,0	28,0 32,0 27,0	34,0 33,0	35,0 37,0	37,0 40,0	44,0	49,0		
	D mm		4,0 4,0 4,0	5,5 5,5	7,0 7,0 5,5	10,0 10,0	13,0 12,6	15,0 15,0	21,0	27,0		

KOŃCÓWKA	DN	05	06	08	10	12 (13)	16	19 (20)	25	31 (32)	38 (40)	51 (50)
	Inch.	3/16	1/4"	5/16"	3/8"	1/2"	5/8"	3/4"	1"	1.1/4"	1.1/2"	2"
	Size	3	4	5	6	8	10	12	16	20	24	32
	mm	4,8	6,4	7,9	9,5	12,7	15,9	19,0	25,4	31,8	38,1	50,8

<p>Końcówka prosta ze stożkiem zewnętrznym 74° i gwintem UNF.</p> <p>C 81 (AGJ UNF)</p>	GWINT UNF-2A		7/16"-20 1/2"-20 9/16"-18	1/2"-20 9/16"-18	9/16"-18 3/4"-16	3/4"-16 7/8"-14	7/8"-14 1 1/16"-12	1 5/16"-12	1 5/8"-12			
	B mm		25,0 25,0 29,0	27,0 29,0	28,0 32,0	34,0 36,0	35,0 37,0	37,0 40,0	44,0	49,0		
	D mm		4,0 4,0 4,0	5,5 5,5	7,0 7,0	10,0 10,0	13,0 12,6	15,0 15,0	21,0	27,0		


<p>Końcówka prosta JIC z gniazdem 74° i gwintem wewnętrznym UNF.</p> <p>C 91 (DKJ)</p>	GWINT UNF-2B		7/16"-20 1/2"-20 9/16"-18	1/2"-20 9/16"-18	1/2"-20 9/16"-18 3/4"-16	3/4"-16 7/8"-14	7/8"-14 1 1/16"-12	1 5/16"-12	1 5/8"-12			
	B mm		16,0 20,0 20,0	20,0 22,0	23,0 23,0 24,0	24,0 27,0	27,0 30,0	30,0 34,0	39,0	55,0		
	D mm		4,0 4,0 4,0	5,5 5,5	7,0 7,0 7,0	10,0 10,0	13,0 12,6	15,0 15,0	21,0	27,0		

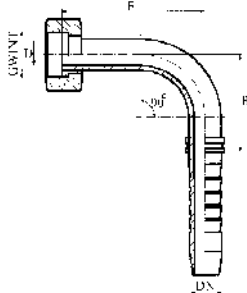
<p>Końcówka prosta JIC z gniazdem 74° i gwintem wewnętrznym UNF.</p> <p>C 92 (DKJ 90)</p>	GWINT UNF-2B		7/16"-20 1/2"-20 9/16"-18	1/2"-20 9/16"-18	1/2"-20 9/16"-18 3/4"-16	3/4"-16 7/8"-14	7/8"-14 1 1/16"-12	1 5/16"-12 1 5/16"-12	1 5/8"-12			
	B mm		26,0 26,0 26,0	30,0 30,0	33,0 33,0 35,0	42,0 42,0	52,0 52,0	60,0 60,0	65,0	94,0		
	D mm		4,0 4,0 4,0	4,0 4,0	7,0 7,0 7,0	10,0 10,0	13,0 13,0	15,0 15,0	21,0	27,0		
	E mm		27,0 31,0 36,0	35,0 38,0	40,0 40,0 42,0	49,0 51,0	55,0 58,0	62,0 66,0	76,0	87,0		

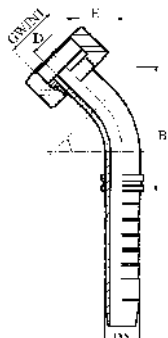
<p>Końcówka prosta JIC z gniazdem 74° i gwintem wewnętrznym UNF.</p> <p>C 95 (DKJ 45)</p>	GWINT UNF-2B		7/16"-20 1/2"-20 9/16"-18	1/2"-20 9/16"-18	1/2"-20 9/16"-18 3/4"-16	3/4"-16 7/8"-14	7/8"-14 1 1/16"-12	1 5/16"-12 1 5/16"-12	1 5/8"-12			
	B mm		26,0 26,0 26,0	30,0 30,0	33,0 33,0 35,0	42,0 42,0	52,0 52,0	60,0 60,0	65,0	94,0		
	D mm		4,0 4,0 4,0	4,0 4,0	7,0 7,0 7,0	10,0 10,0	13,0 13,0	15,0 15,0	21,0	27,0		
	E mm		27,0 31,0 36,0	35,0 38,0	40,0 40,0 42,0	49,0 51,0	55,0 58,0	62,0 66,0	76,0	87,0		

KOŃCÓWKA	DN	05	06	08	10	12 (13)	16	19 (20)	25	31 (32)	38 (40)	51 (50)
	Inch.	3/16	1/4"	5/16"	3/8"	1/2"	5/8"	3/4"	1"	1.1/4"	1.1/2"	2"
	Size	3	4	5	6	8	10	12	16	20	24	32
	mm	4,8	6,4	7,9	9,5	12,7	15,9	19,0	25,4	31,8	38,1	50,8


<p>Końcówka prosta wg DIN 3852 z gwintem BSP</p> <p>G 11 (AGR - uszczelnienie płaskie)</p>	GWINT		G 1/4"	G 1/4" G 3/8"	G 3/8" G 1/2"	G 1/2" G 5/8"	G 5/8" G 3/4"	G 3/4" G 1"	G 1" G 1 1/4"	G 1 1/4"		
	B mm		26,0	28,0 28,0	27,0 28,0	33,0 33,0	34,0 35,0	38,0 42,0	44,0 47,0	51,0		
	D mm		4,0	5,5 5,5	7,0 7,0	10,0 10,0	13,0 13,0	15,0 15,0	21,0 21,0	27,0		

Końcówka prosta płaska z gwintem UNF.		GWINT UNF	9/16"-18	11/16"-16	11/16"-16	13/16"-16	1"-14	1"-14	1.7/16"-12	1.11/16"-12	2"-12	
 <p>K41 (CATERPILLAR)</p>		B mm	27,5 30,0	30,5	31,1 35,6	35,9 38,4 41,9	38,7	41,0 43,5 45,5	46,3	49,0	54,0	
		D mm	4,0 7,0	7,0	7,0 9,3	9,3 11,5 13,9	11,5	11,5 13,9 19,8	19,8	26,0	32,0	

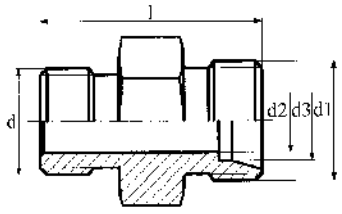
Końcówka gięta płaska z gwintem UNF.		GWINT UNF	9/16"-18	11/16"-16	13/16"-16		1.3/16"-12	1.7/16"-12				
 <p>K42 (CATERPILLAR 90)</p>		B mm	41,0	35,0	45,0		60,0	80,0				
		D mm	4,4	7,0	10,0		15,5	20,6				
		E mm	34,0	35,0	45,0		60,0	77,0				

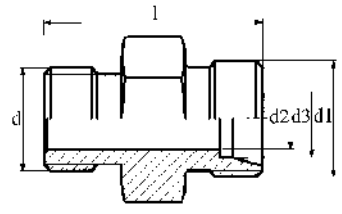
Końcówka gięta płaska z gwintem UNF.		GWINT UNF	9/16"-18	11/16"-16	13/16"-16	1"-14	1.3/16"-12	1.7/16"-12	1.11/16"-12	2"-12		
 <p>K45 (CATERPILLAR 45)</p>		B mm	32,5 32,5	32,5 40,5	48,0	51,0	71,5	82,5	115,0	128,0		
		D mm	4,0 7,0	7,0 9,3	9,3	11,5	13,9	19,8	26,0	32,0		
		E mm	12,0 10,5	11,0 12,5	14,0	16,0	21,0	24,0	26,0	31,5		

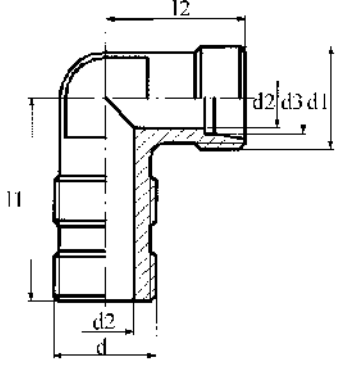
KOŃCÓWKA	DN	05	06	08	10	12 (13)	16	19 (20)	25	31 (32)	38 (40)	51 (50)
	Inch.	3/16	1/4"	5/16"	3/8"	1/2"	5/8"	3/4"	1"	1.1/4"	1.1/2"	2"
	Size	3	4	5	6	8	10	12	16	20	24	32
	mm	4,8	6,4	7,9	9,5	12,7	15,9	19,0	25,4	31,8	38,1	50,8

Końcówka prosta z gwintem zewnętrznym UNF.		GWINT UNF	9/16"-18	11/16"-16	13/16"-16	1"-14	1.3/16"-12	1.7/16"-12	1.11/16"-12	2"-12		
 <p>K21 (CATERPILLAR)</p>		B mm	24,0	27,6	30,6	34,7	39,0	41,8	46,3	48,6		
		D mm	4,0	6,7	9,3	12,5	15,0	19,8	26,0	32,0		

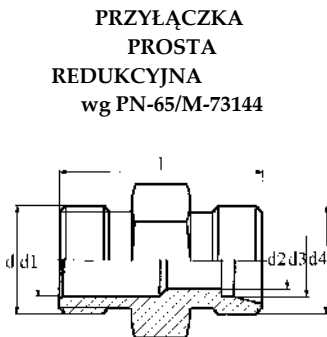
ZŁĄCZKI I PRZYŁĄCZKI WYSOKOCIŚNIENIOWE METRYCZNE I CALOWE

<p>PRZYŁĄCZKA PROSTA wg PN-65/M-73140</p> 	Ciśnienie nominalne P _{nom} [MPa]	Średnica przelotu D _{nom} [mm]	d [mm]	d1 [mm]	d2 [mm]	d3 [mm]	l [mm]	
	do 16	3		M10x1	M10x1	3	5	22
4			M10x1	M12x1,5	4	6	25	
6			M12x1,5	M14x1,5	6	8	29	
8			M14x1,5	M16x1,5	8	10	32	
10			M16x1,5	M18x1,5	10	12	34	
13			M20x1,5	M22x1,5	12,8	16	36	
16			M22x1,5	M27x2	14	18	40	
20			M27x2	M30x2	18	22	42	
25			M33x2	M36x2	23	28	46	
32			M42x2	M45x2	29	35	52	
40			M48x2	M52x2	36	42	54	
do 32		3		M10x1	M10x1	3	5	24
		4		M12x1,5	M14x1,5	4	6	30
		5		M14x1,5	M16x1,5	4,8	8	32
		6		M16x1,5	M18x1,5	6,8	10	32
		8		M20x1,5	M22x1,5	9	14	38
	10		M22x1,5	M24x1,5	11	16	38	
	13		M27x2	M30x2	13	20	44	
	16		M33x2	M36x2	17	25	50	
	20		M42x2	M42x2	20	30	56	
	25		M48x2	M52x2	26	38	60	

<p>PRZYŁĄCZKA PROSTA ZN/140</p> 	Ciśnienie nominalne P _{nom} [MPa]	Średnica przelotu D _{nom} [mm]	d [mm]	d1 [mm]	d2 [mm]	d3 [mm]	l [mm]
	do 16	6		G1/4"	M14x1,5	6	8
8			G1/4"	M16x1,5	8	10	32
10			G3/8"	M18x1,5	10	12	34
13			G1/2"	M22x1,5	12,8	16	36
16			G1/2"	M27x2	14	18	40
20			G3/4"	M30x2	18	22	42
25			G1"	M36x2	23	28	46
32			G1 1/4"	M45x2	29	35	52
40			G1 1/2"	M52x2	36	42	54
do 32		6		G1/4"	M18x1,5	6,8	10
	8		G3/8"	M22x1,5	9	14	38
	10		G3/8"	M24x1,5	11	16	38
	13		G1/2"	M30x2	13	20	44
	16		G3/4"	M36x2	17	25	50
	20		G1"	M42x2	20	30	56
	25		G1 1/2"	M52x2	26	38	60

PRZYŁĄCZKA KOLANKOWA wg PN-65/M-73142		Ciśnienie nominalne P_{nom} [MPa]	Średnica przelotu D_{nom} [mm]	d [mm]	d1 [mm]	d2 [mm]	d3 [mm]	l1 [mm]	l2 [mm]
	Do 16	3	M10x1	M10x1	3	5	24	17	
		4	M10x1	M12x1,5	4	6	26	20	
		6	M12x1,5	M14x1,5	6	8	32	20	
		8	M14x1,5	M16x1,5	8	10	33	22	
		10	M16x1,5	M18x1,5	10	12	35	24	
		13	M20x1,5	M22x1,5	12,8	16	43	27	
		16	M22x1,5	M27x2	14	18	48	31	
		20	M27x2	M30x2	18	22	53	34	
		25	M33x2	M36x2	23	28	63	37	
		32	M42x2	M45x2	29	35	67	44	
		40	M48x2	M52x2	36	42	77	50	
		Do 32	3	M10x1	M10x1	3	5	24	19
			4	M12x1,5	M14x1,5	4	6	32	21
			5	M14x1,5	M16x1,5	4,8	8	33	22
			6	M16x1,5	M18x1,5	6,8	10	35	24
			8	M20x1,5	M22x1,5	9	14	43	29
10	M22x1,5		M24x1,5	11	16	48	30		
13	M27x2		M30x2	13	20	53	36		
16	M33x2		M36x2	17	25	63	44		
20	M42x2		M42x2	20	30	67	48		
25	M48x2	M52x2	26	38	77	56			

Cisnienie nominalne P_{nom} [MPa]	Średnica przelotu D_{1nom} [mm]	Średnica przelotu D_{2nom} [mm]	d [mm]	d1 [mm]	d2 [mm]	d3 [mm]	d4 [mm]	l [mm]
do 16	4	3	M10x1	4	3	5	M10x1	22
	6		M12x1,5	6				26
	8	4	M14x1,5	8	4	6	M12x1,5	29
	10							31
	13	6	M16x1,5	10	6	8	M14x1,5	33
	16							34
	20	8	M20x1,5	12,8	8	10	M16x1,5	36
	25							38
	32	10	M22x1,5	14	10	12	M18x1,5	40
	40							42
	48	13	M27x2	18	12,8	16	M22x1,5	46
	56							44
	64	16	M33x2	23	14	18	M27x2	50
	72							52
	80	20	M42x2	29	18	22	M30x2	54
	88							56
	96	25	M48x2	36	23	28	M36x2	58
	104							60
	112	32	M45x2	42	29	35	M45x2	64
	do 32	4	3	M12x1,5	4	3	5	M10x1
5		M14x1,5		4,8	32			
6		4	M16x1,5	6,8	4	6	M14x1,5	36
8								38
10		5	M20x1,5	9	4,8	8	M16x1,5	42
13								44
16		6	M22x1,5	11	6,8	10	M18x1,5	46
20								48
25		8	M27x2	13	9	14	M22x1,5	50
32								52
40		10	M33x2	17	11	16	M24x1,5	54
48								56
56		13	M42x2	20	13	20	M30x2	58
64								60
72		16	M48x2	26	17	25	M36x2	62
80								64
88		20	M42x2	30	20	30	M42x2	68



PRZYŁĄCZKA TRÓJNIKOWA SYMETRYCZNA wg PN-65/M-73145		Ciśnienie nominalne P _{nom} [MPa]	Średnica przelotu D _{nom} [mm]	d [mm]	d1 [mm]	d2 [mm]	d3 [mm]	l1 [mm]	l2 [mm]
	Do 16	3	M10x1	M10x1	3	5	24	17	
		4	M10x1	M12x1,5	4	6	26	20	
		6	M12x1,5	M14x1,5	6	8	32	20	
		8	M14x1,5	M16x1,5	8	10	33	22	
		10	M16x1,5	M18x1,5	10	12	35	24	
		13	M20x1,5	M22x1,5	12,8	16	43	27	
		16	M22x1,5	M27x2	14	18	48	31	
		20	M27x2	M30x2	18	22	53	34	
		25	M33x2	M36x2	23	28	63	37	
		32	M42x2	M45x2	29	35	67	44	
		40	M48x2	M52x2	36	42	77	50	
		Do 32	3	M10x1	M10x1	3	5	24	19
			4	M12x1,5	M14x1,5	4	6	32	21
			5	M14x1,5	M16x1,5	4,8	8	33	22
			6	M16x1,5	M18x1,5	6,8	10	35	24
			8	M20x1,5	M22x1,5	9	14	43	29
10	M22x1,5		M24x1,5	11	16	48	30		
13	M27x2		M30x2	13	20	53	36		
16	M33x2		M36x2	17	25	63	44		
20	M42x2		M42x2	20	30	67	48		
25	M48x2		M52x2	26	38	77	56		

PRZYŁĄCZKA TRÓJNIKOWA NIESYMETRYCZNA wg PN-65/M-73145		Ciśnienie nominalne P _{nom} [MPa]	Średnica przelotu D _{nom} [mm]	d [mm]	d1 [mm]	d2 [mm]	d3 [mm]	l1 [mm]	l2 [mm]
	Do 16	3	M10x1	M10x1	3	5	24	17	
		4	M10x1	M12x1,5	4	6	26	20	
		6	M12x1,5	M14x1,5	6	8	32	20	
		8	M14x1,5	M16x1,5	8	10	33	22	
		10	M16x1,5	M18x1,5	10	12	35	24	
		13	M20x1,5	M22x1,5	12,8	16	43	27	
		16	M22x1,5	M27x2	14	18	48	31	
		20	M27x2	M30x2	18	22	53	34	
		25	M33x2	M36x2	23	28	63	37	
		32	M42x2	M45x2	29	35	67	44	
		40	M48x2	M52x2	36	42	77	50	
		Do 32	3	M10x1	M10x1	3	5	24	19
			4	M12x1,5	M14x1,5	4	6	32	21
			5	M14x1,5	M16x1,5	4,8	8	33	22
			6	M16x1,5	M18x1,5	6,8	10	35	24
			8	M20x1,5	M22x1,5	9	14	43	29
10	M22x1,5		M24x1,5	11	16	48	30		
13	M27x2		M30x2	13	20	53	36		
16	M33x2		M36x2	17	25	63	44		
20	M42x2		M42x2	20	30	67	48		
25	M48x2		M52x2	26	38	77	56		


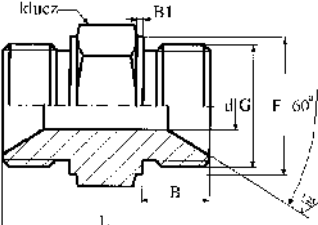
ZŁĄCZKA PROSTA wg PN-65/M-73141		Ciśnienie nominalne P _{nom} [MPa]	Średnica przelotu D _{nom} [mm]	d1 [mm]	d2 [mm]	d3 [mm]	l [mm]
	do 16	3	M10x1	3	5	22	
		4	M12x1,5	4	6	28	
		6	M14x1,5	6	8	28	
		8	M16x1,5	8	10	32	
		10	M18x1,5	10	12	34	
		13	M22x1,5	12,8	16	34	
		16	M27x2	14	18	40	
		20	M30x2	18	22	40	
		25	M36x2	23	28	42	
		32	M45x2	29	35	48	
		40	M52x2	36	42	48	
		do 32	3	M10x1	3	5	26
			4	M14x1,5	4	6	30
			5	M16x1,5	4,8	8	32
			6	M18x1,5	6,8	10	32
			8	M22x1,5	9	14	38
10	M24x1,5		11	16	38		
13	M30x2		13	20	44		
16	M36x2		17	25	50		
20	M42x2		20	30	56		
25	M52x2		26	38	60		


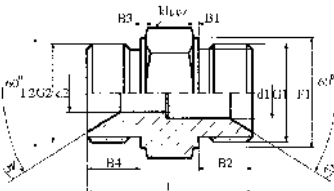
ZŁĄCZKA KOLANKOWA wg PN-65/M-73143	Ciśnienie nominalne P_{nom} [MPa]	Średnica przelotu D_{nom} [mm]	d1 [mm]	d2 [mm]	d3 [mm]	l [mm]
4	M12x1,5	4	6	20		
6	M14x1,5	6	8	20		
8	M16x1,5	8	10	22		
10	M18x1,5	10	12	24		
13	M22x1,5	12,8	16	27		
16	M27x2	14	18	31		
20	M30x2	18	22	34		
25	M36x2	23	28	37		
32	M45x2	29	35	44		
40	M52x2	36	42	50		
3	M10x1	3	5	19		
4	M14x1,5	4	6	21		
5	M16x1,5	4,8	8	22		
6	M18x1,5	6,8	10	24		
8	M22x1,5	9	14	29		
10	M24x1,5	11	16	30		
13	M30x2	13	20	36		
16	M36x2	17	25	44		
20	M42x2	20	30	48		
25	M52x2	26	38	56		


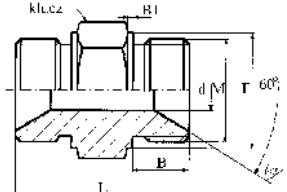
ZŁĄCZKA TRÓJNIKOWA wg PN-65/M-73147	Ciśnienie nominalne P_{nom} [MPa]	Średnica przelotu D_{nom} [mm]	d1 [mm]	d2 [mm]	d3 [mm]	l [mm]
4	M12x1,5	4	6	20		
6	M14x1,5	6	8	20		
8	M16x1,5	8	10	22		
10	M18x1,5	10	12	24		
13	M22x1,5	12,8	16	27		
16	M27x2	14	18	31		
20	M30x2	18	22	34		
25	M36x2	23	28	37		
32	M45x2	29	35	44		
40	M52x2	36	42	50		
3	M10x1	3	5	19		
4	M14x1,5	4	6	21		
5	M16x1,5	4,8	8	22		
6	M18x1,5	6,8	10	24		
8	M22x1,5	9	14	29		
10	M24x1,5	11	16	30		
13	M30x2	13	20	36		
16	M36x2	17	25	44		
20	M42x2	20	30	48		
25	M52x2	26	38	56		

ZŁĄCZKA PROSTA REDUKCYJNA ZN/141	Ciśnienie nominalne P_{nom} [MPa]	Średnica przelotu $D1_{nom}$ [mm]	Średnica przelotu $D2_{nom}$ [mm]	d [mm]	d3 [mm]	d4 [mm]	d5 [mm]	l [mm]
8	6	M16x1,5	10	M14x1,5	8	32		
10	8	M18x1,5	12	M16x1,5	10	34		
13	10	M22x1,5	16	M18x1,5	12	34		
16	13	M27x2	18	M22x1,5	16	40		
20	16	M30x2	22	M27x2	18	40		
25	20	M36x2	28	M30x2	22	42		
32	25	M45x2	35	M36x2	28	48		
40	32	M52x2	42	M45x2	35	48		
5	4	M16x1,5	3	M14x1,5	6	32		
6	5	M18x1,5	4	M16x1,5	8	32		
8	6	M22x1,5	4,8	M18x1,5	10	38		
10	8	M24x1,5	6,8	M22x1,5	14	38		
13	10	M30x2	9	M24x1,5	16	44		
16	13	M36x2	11	M30x2	20	50		
20	16	M42x2	13	M36x2	25	56		
25	20	M52x2	17	M42x2	30	60		

ZŁĄCZKA TRÓJNIKOWA REDUKCYJNA ZN/147	Ciśnienie nominalne P _{nom} [MPa]	Średnica przelotu D1 _{nom} [mm]	Średnica przelotu D2 _{nom} [mm]	d [mm]	d3 [mm]	d4 [mm]	d5 [mm]	l [mm]
		do 16	6	4	M14x1,5	8	M14x1,5	6
8	6		M16x1,5	10	M14x1,5	8	22	
10	8		M18x1,5	12	M16x1,5	10	24	
13	10		M22x1,5	16	M18x1,5	12	27	
16	13		M27x2	18	M22x1,5	16	31	
20	16		M30x2	22	M27x2	18	34	
25	20		M36x2	28	M30x2	22	37	
32	25		M45x2	35	M36x2	28	44	
do 32	5	4	M16x1,5	3	M14x1,5	6	22	
	6	5	M18x1,5	4	M16x1,5	8	24	
	8	6	M22x1,5	4,8	M18x1,5	10	29	
	10	8	M24x1,5	6,8	M22x1,5	14	30	
	13	10	M30x2	9	M24x1,5	16	36	
	16	13	M36x2	11	M30x2	20	44	
	20	16	M42x2	13	M36x2	25	48	
	25	20	M52x2	17	M42x2	30	56	

ZŁĄCZKA PROSTA CALOWA CN/141 (do uszczelniania bezpośrednio metal na metal)	Gwint calowy rurowy G [cal]	d [mm]	 [mm]	B [mm]	L [mm]	B1 [mm]	F [mm]
			G1/8"	3,5	14	8	26
G1/4"	4,5		19	12	34	2	18
G3/8"	7,5		22	12	34	2	22
G1/2"	11		27	14	40	2	26
G5/8"	14		30	14	41	2,5	30
G3/4"	18		32	16	45	2,5	32
G1"	23		41	18	52	3	39
G1 1/4"	30		50	20	56	3	49
G1 1/2"	36		55	22	60	3	55
G 2"	44		70	25	66	3	70

ZŁĄCZKA PROSTA REDUKCYJNA CALOWA CN/141 (do uszczelniania bezpośrednio metal na metal)	Gwint calowy rurowy G1 [cal]	Gwint calowy rurowy G2 [cal]	d1 [mm]	d2 [mm]	B1 [mm]	B2 [mm]	B3 [mm]	B4 [mm]	F1 [mm]	F2 [mm]	L [mm]	 [mm]
				G1/4"	G1/8"	4,5	3,5	2	12	2	8	18
G3/8"	G1/4"	7,5		4,5	2	12	2	12	22	18	34	22
G1/2"	G3/8"	11		7,5	2	14	2	12	26	22	38	27
G5/8"	G1/2"	14		11	2,5	14	2	14	30	26	40,5	30
G3/4"	G5/8"	18		14	2,5	16	2,5	14	32	30	43	32
G1"	G3/4"	23		18	3	18	2,5	16	39	32	49,5	41
G1 1/4"	G1"	30		23	3	20	3	18	49	39	54	50
G1 1/2"	G1 1/4"	36		30	3	22	3	20	55	49	58	55
G 2"	G1 1/2"	44		36	3	25	3	22	70	55	63	70

ZŁĄCZKA PROSTA z gniazdem 60° WNP/141	Gwint metryczny M [mm]	d [mm]	 [mm]	B [mm]	L [mm]	B1 [mm]	F [mm]
			M16x1,5	8	19	12	36
M20x1,5	10		24	12	38	2	23
M27x1,5	16		24	14	45	2,5	23
M33x2	20		36	14	46	3	35